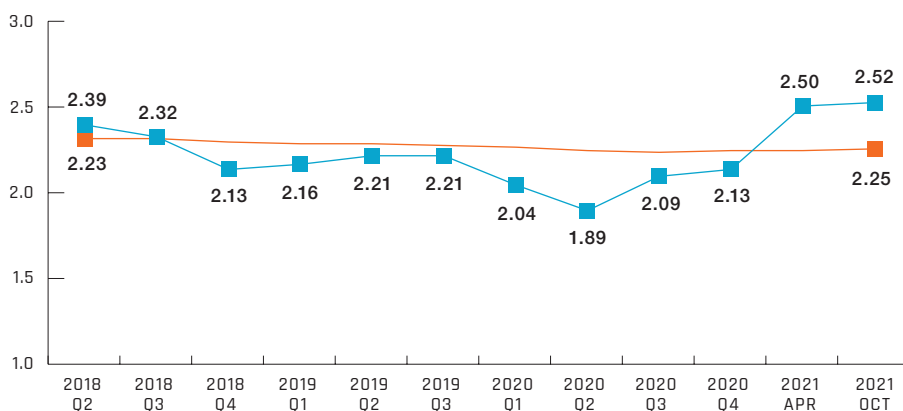


RELO

Regina Executive Leadership Outlook

NOVEMBER 2021

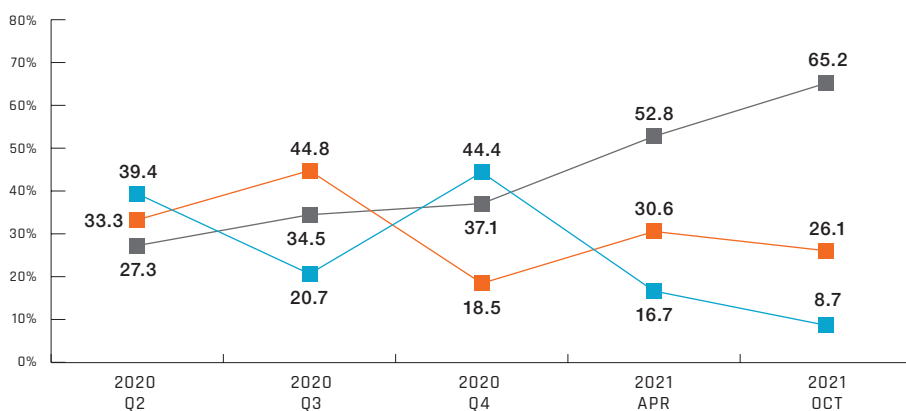
Executive Confidence Index



■ Confidence Index
■ Index Average

The RELO confidence index, based on a rating out of 3, is a composite snapshot score to help us quickly understand the future hiring intentions, sales and profitability of executive leaders in our city. After reaching a historic low in the early days of the pandemic, the index has bounced back, reflecting growing optimism in Regina's economy.

COVID Outlook



■ Worst is still to come
■ The worst is behind us
■ I'm not sure

Nearly two thirds of business leaders now believe the worst effects of the pandemic are now behind us. While exceptions remain in sectors such as tourism and hospitality, Regina businesses have by and large recovered the jobs lost in the early days of the pandemic, and many businesses are slowly returning to normal operations.

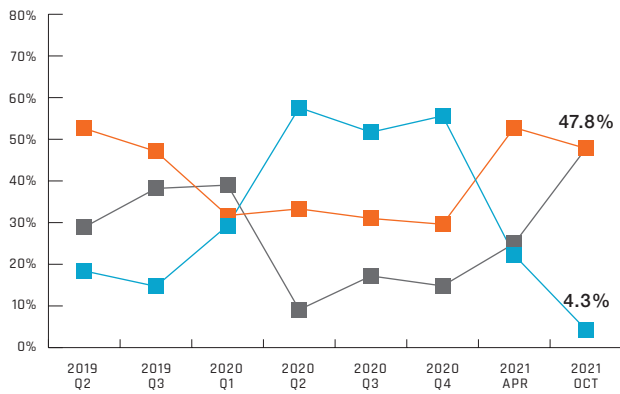
ABOUT THIS REPORT

Economic Development Regina (EDR), in partnership with Praxis Consulting (Praxis), began a quarterly publication entitled, "Regina Executive Leadership Outlook" in September 2014 that captures the thought leadership of senior business leaders in the Greater Regina Area (GRA) on key issues facing Regina and surrounding areas. The survey is distributed to a list of approximately 90 senior business leaders. The survey has a standard component entitled "The Economic Outlook."

This is a set of static questions asked each quarter that inform a unique Executive Confidence Index. This index is used to measure how confident executives are in Regina's overall economy across each quarter. To view previous reports, [click here](#). For more information, contact: [Chris Bonk](#), Communications Senior Manager, Economic Development Regina (p: 306-565-6388) or [Valerie Sluth](#), CEO, Praxis Consulting (p: 306-545-3755) .

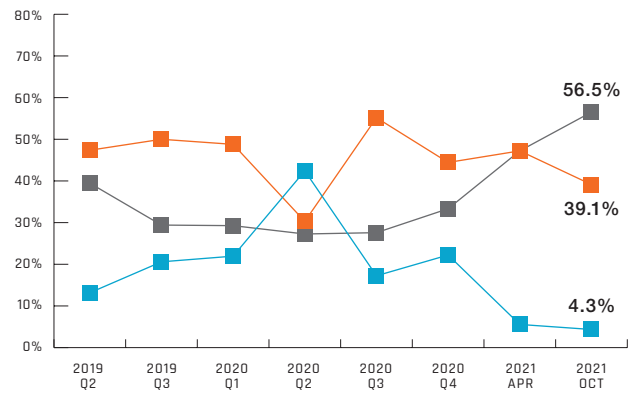
Number of people your firm employs

Past 12 months (actual)



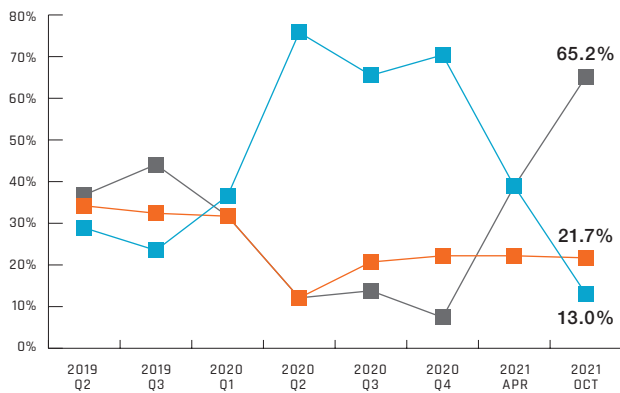
■ Decreased ■ Increased ■ Stayed the same

Next 12 months (expected)



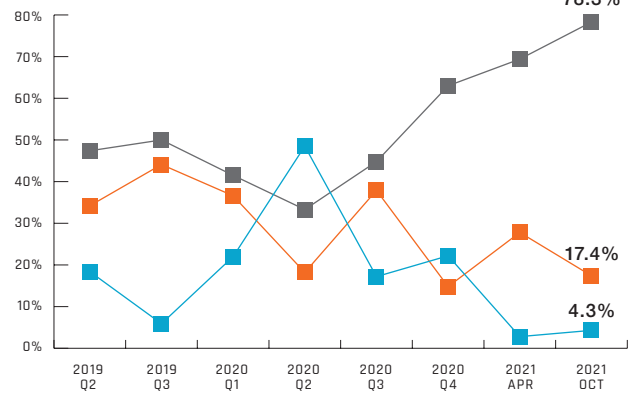
Sales Revenue

Past 12 months (actual)



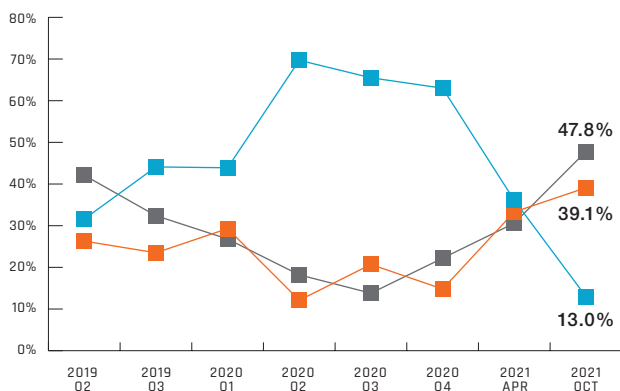
■ Decreased ■ Increased ■ Stayed the same

Next 12 months (expected)



Profitability

Past 12 months (actual)



■ Decreased ■ Increased ■ Stayed the same

Next 12 months (expected)

